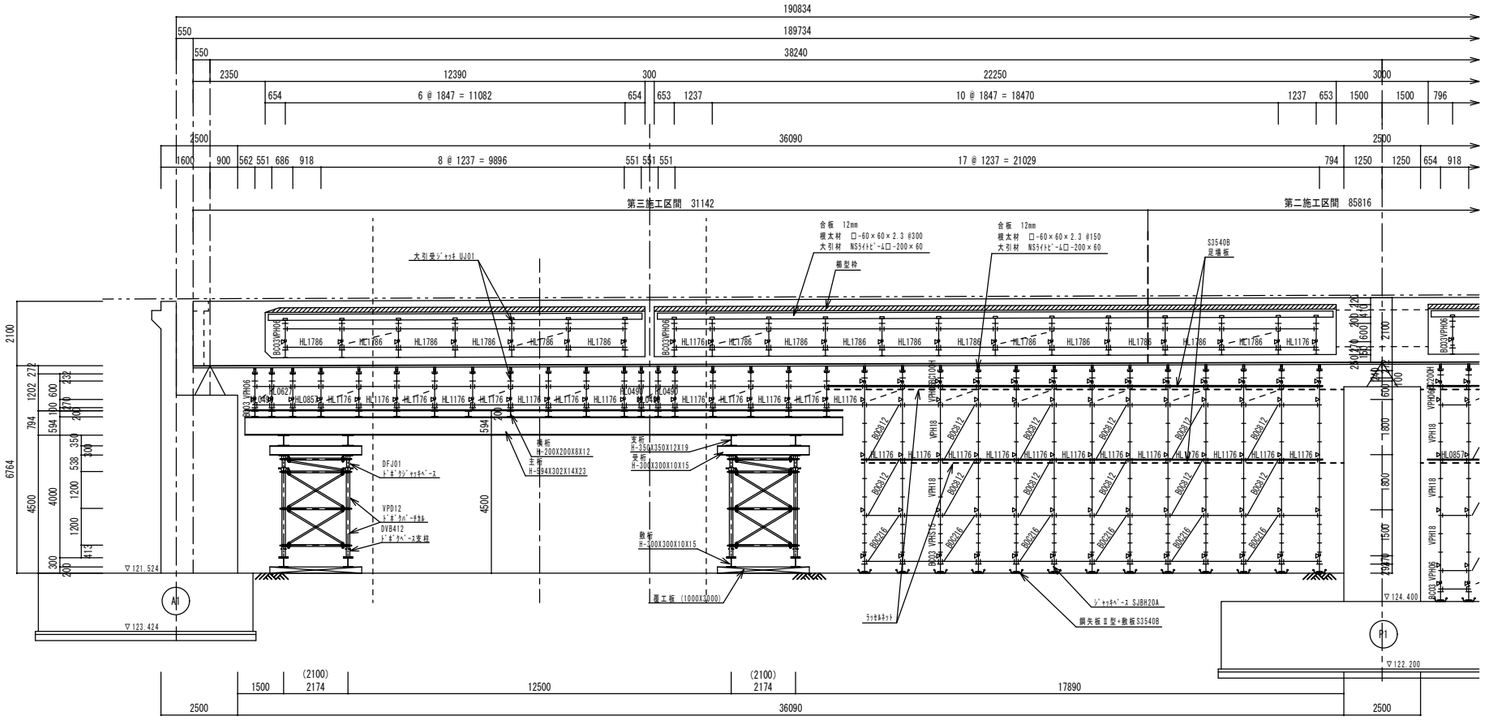

（A1～P1）

1－1 断面図 S=1/100

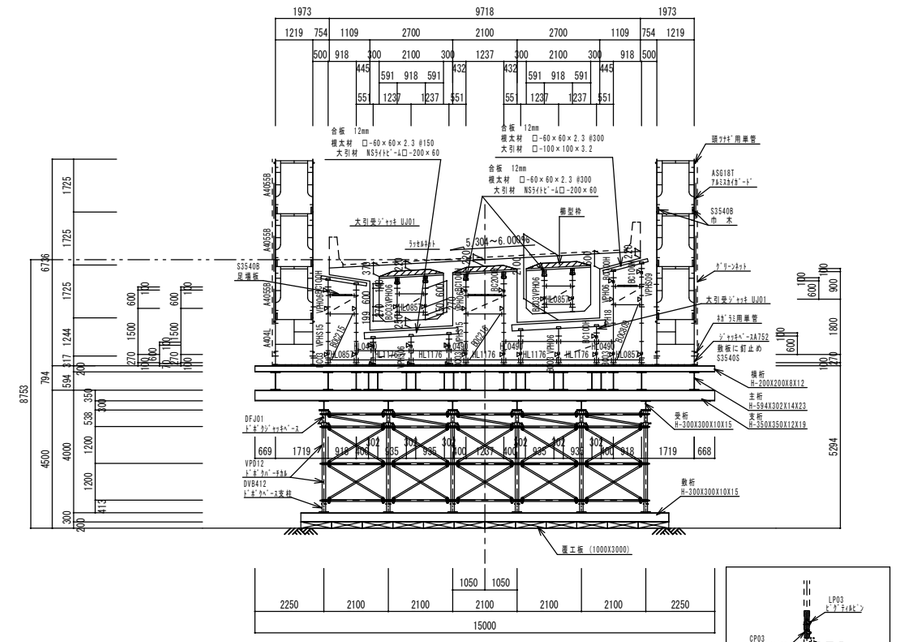

A1～P1（開口部）断面図 S=1/100

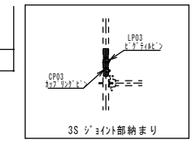

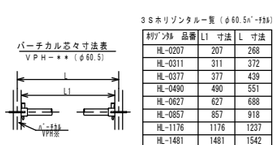

3Sホリゾンタル一覧（φ60.5ﾊﾞｰﾁｶﾙ）

ホリゾンタル	品番	L1 寸法	L 寸法
HL-0207	207	266	
HL-0311	311	372	
HL-0377	377	439	
HL-0490	490	551	
HL-0627	627	688	
HL-0857	857	918	
HL-1176	1176	1237	
HL-1481	1481	1542	
HL-1786	1786	1847	

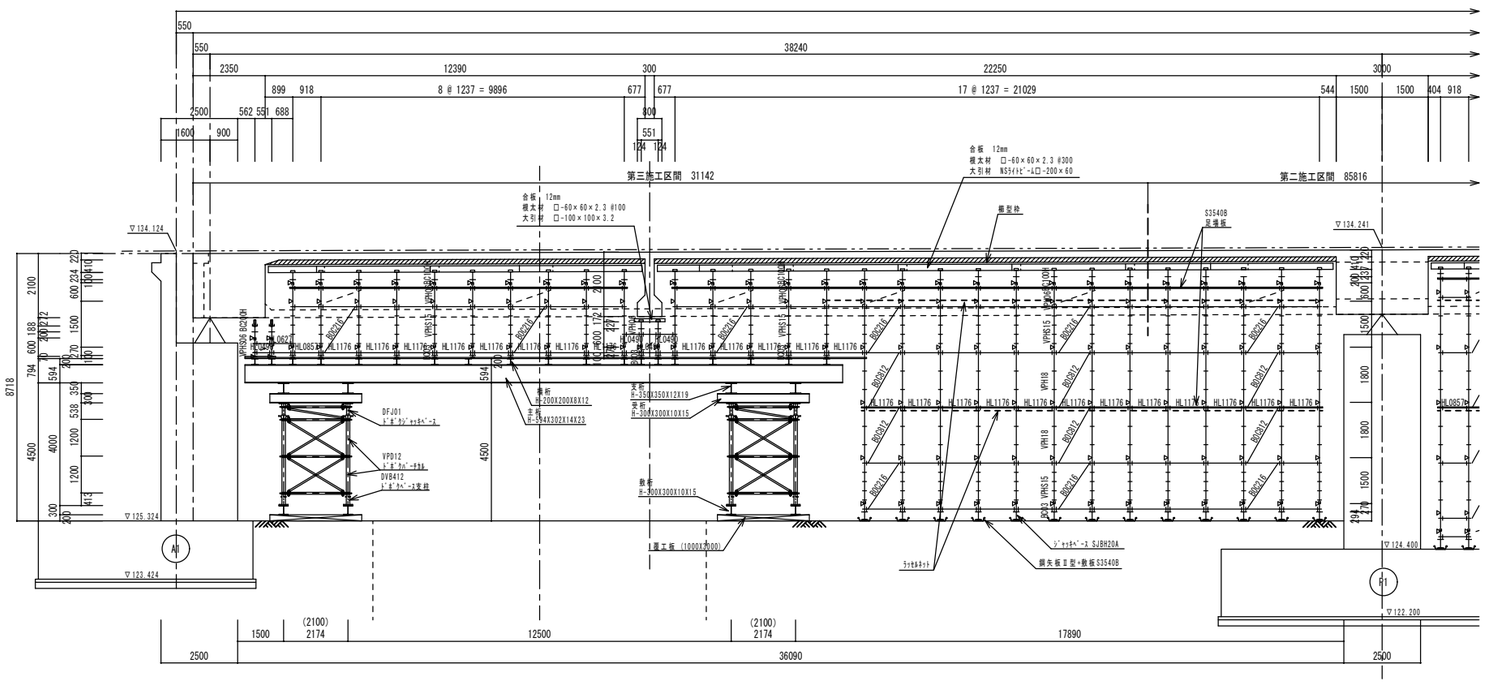

（A1～P1）

2－2 断面図 S=1/100

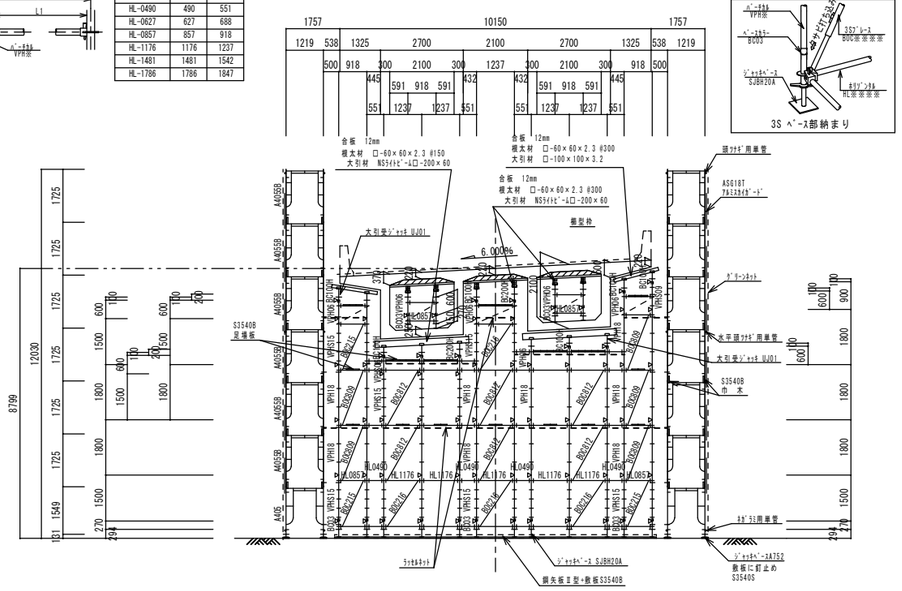

A1～P1断面図 S=1/100

空欄は単管ﾌﾞﾚｰｽとする。

3S専用斜めブレース組合せ表

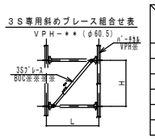

H(mm)	単ﾌﾞﾚｰｽ・L (mm) HL490	HL0627	HL0857	HL1176	HL1481	HL1786
	551	688	918	1237	1542	1847
300						BOC212
600					BOC209	BOC215
900				BOC209	BOC212	BOC216
1200			BOC209	BOC212	BOC215	BOC812
1500	BOC212	BOC212	BOC215	BOC216	BOC812	BOC815
1800	BOC216	BOC216	BOC809	BOC812	BOC815	BOC818

ﾊﾞｰﾁｶﾙ（VPH）φ60.5 一覧表

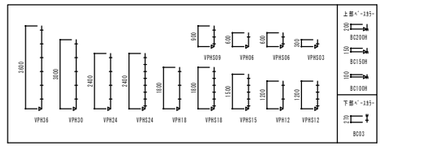

NOTE.

ブリス・ボンド

APPROVED.by	INS.by	DRA.by	PLA.by

CONSTRUCTOR.			OPE.NO.
CONSTRUCTION.			DATE.
TITLE. 型枠支保工計画図	DRA.NAME. 図 示	SCALE. 図 示	COUNT. 5/8